


**REF No : 1018919001**

**Version : 2024/04/24**


**Code FO : 9008002830**




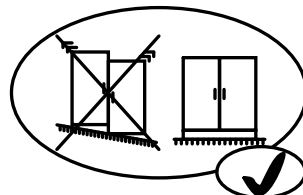

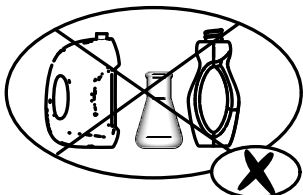

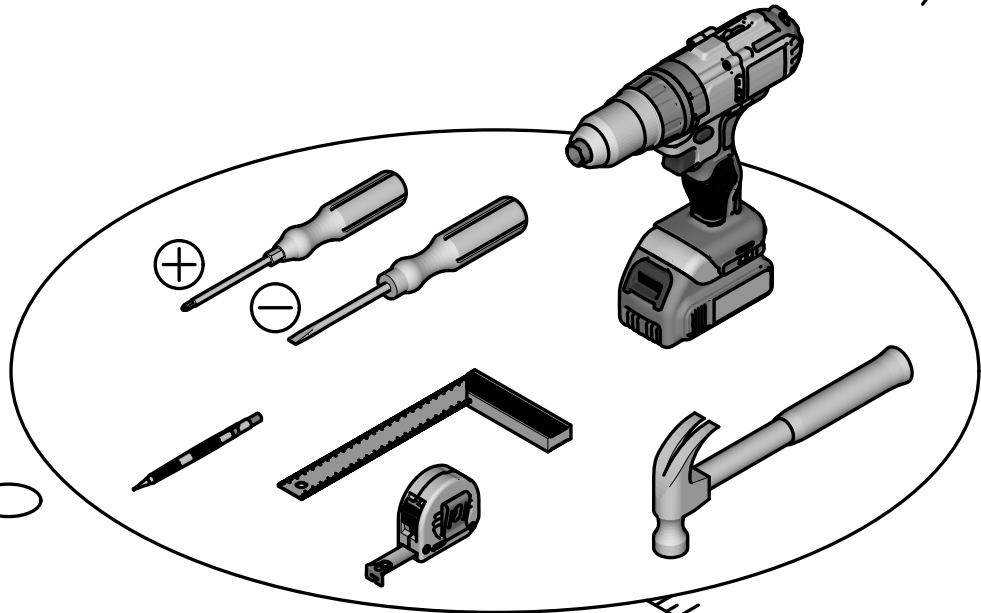


- FR** NOTICE DE MONTAGE
- EN** ASSEMBLY INSTRUCTIONS
- DE** MONTAGEANLEITUNG
- ES** INSTRUCCIONES DE MONTAJE
- NL** MONTAGEVOORSCHRIFT
- IT** ISTRUZIONI DI MONTAGGIO
- PT** INSTRUÇÕES DE MONTAGEM



  
**Max**  
**5Kg / 11 Lbs**



**Fabriqué en France**  
**Made in France**





- **Vor montage den inhalt Ihres Päckens kontrollieren**
- **Die verpackung nicht zerstören, sie wird ihnen nützlich sein, um die teile bei der montage vor stößen und kratzen zu schützen**
- **Das Möbel dann in der reihenfolge der nummerierung zusammenbauen**
- **Im problemfall Ihren kundendienst anrufen**
- **Lüften sie Ihre möbel nach dem aufbau bitte mit geöffneten möbeltüren und-schubladen in einem gut durchlüfteten raum**



- **Controlar el contenido de su embalaje antes de proceder al montaje**
- **No deteriorar el paquete, que le será muy útil para proteger los elementos de golpes y rozaduras durante el montaje.**
- **Acoplar de seguida el mueble, siguiendo la orden definida por la numeración**
- **Si tiene problemas, contactar nuestro servicio postventa**
- **Desde la recepción, ventilar los muebles, con las puertas y cajones abiertos, en una estancia bien ventilada. Renovar regularmente el aire de las estancias**



- **Verificare il contenuto della confezione prima del montaggio.**
- **Non eliminare l'imballo che potrà essere utilizzato per proteggere il prodotto dai danni durante il montaggio.**
- **Montare l'articolo seguendo l'ordine di numerazione.**
- **In caso di necessita contattare il nostro servizio post-vendita.**
- **Al ricevimento, areare i vostri mobili, aprendo porte e cassetti, in una stanza ben ventilata. Ricambiare l'aria della stanza regolarmente**



- **De inhoud van uw pakket controleren alvorens met de montage te beginnen**
- **De verpakking niet beschadigen, deze kan heel handig zijn om de onderdelen te beschermen tegen schokken en krassen tijdens de montage.**
- **Zet vervolgens het meubel in elkaar in de volgorde die is bepaald in de nummering**
- **Neem bij problemen contact op met onze klantenservice**
- **Laat na ontvangst uw meubels luchten (deuren en laden open) in een goed geventileerde ruimte. Zorg regelmatig voor frisse lucht in uw kamer**



- **Controler le contenu de votre colis avant de procéder au montage.**
- **Ne détériorez pas l'emballage, il vous sera très utile pour protéger les éléments des coups et rayures pendant le montage.**
- **Assemblez ensuite le meuble en suivant l'ordre défini par la numérotation.**
- **En cas de problème contactez notre service après vente.**
- **A réception, aérer vos meubles, portes et tiroirs ouverts, dans une pièce bien ventilée. Renouveler régulièrement l'air de vos pièces.**

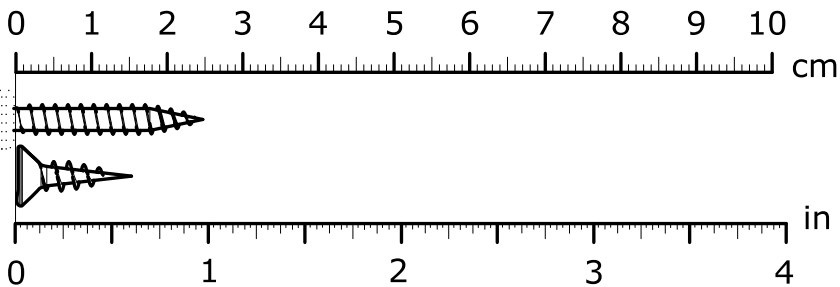


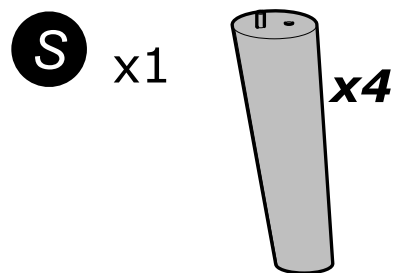
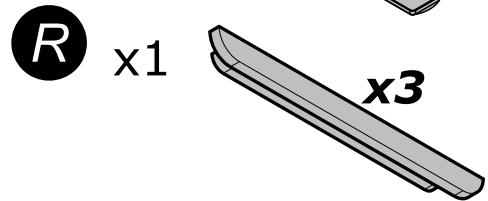
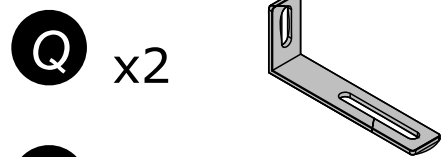
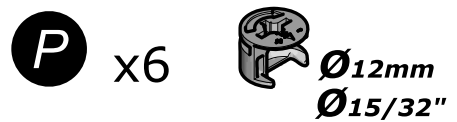
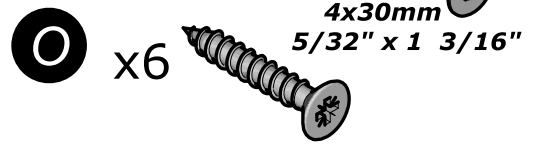
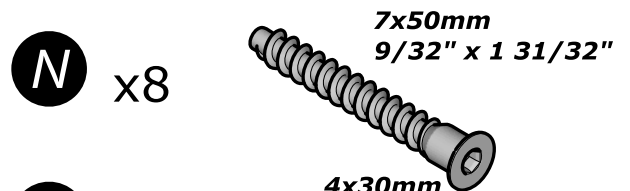
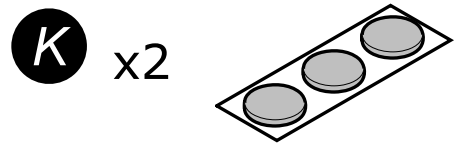
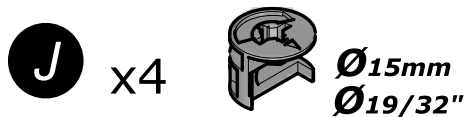

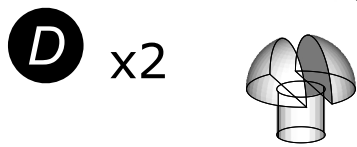

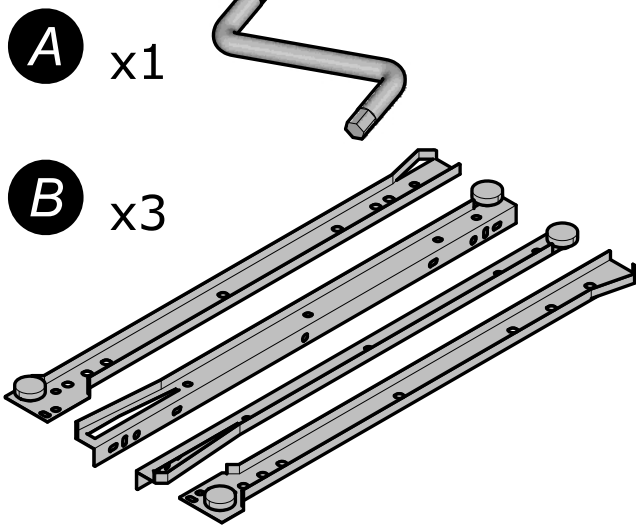


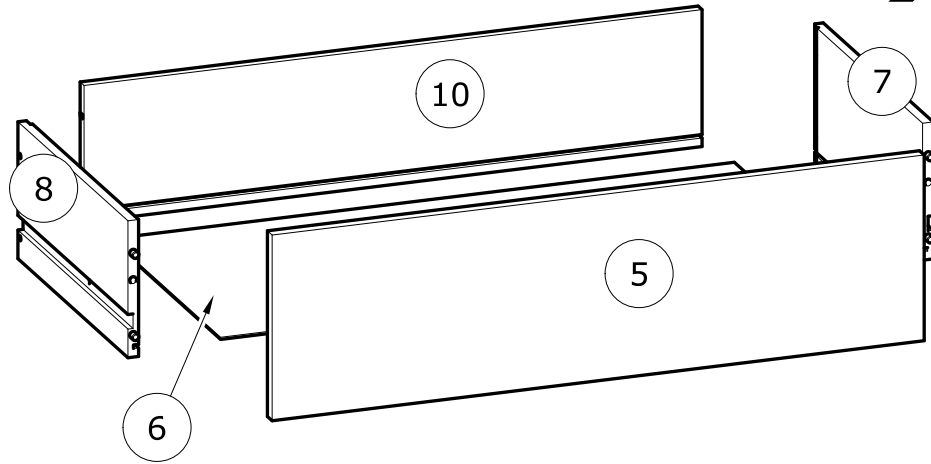
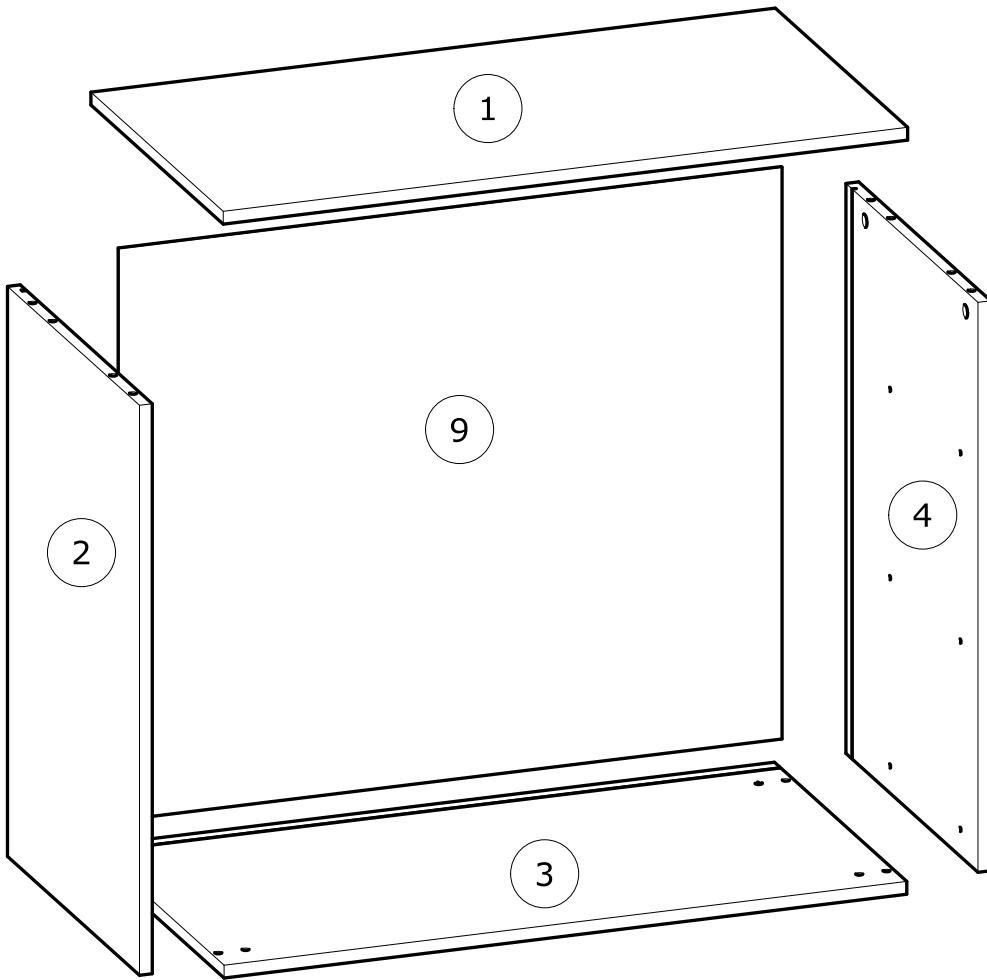
- **Check the content of your parcel before assembly.**
- **Do not throw away the packing which could be very useful to protect the panels from knocks and scratches when assembling.**
- **Assemble the article following the order of the numbers indicated.**
- **Should any problems arise, please contact our after sale service.**
- **Upon receipt, place the furniture in a well-ventilated room and leave doors and drawers open to allow the air to circulate. Change the air in your rooms on a regular basis.**



- **Confira o conteúdo da sua encomenda antes de iniciar a montagem.**
- **Não danifique a embalagem, poderá ser-lhe útil para proteger os elementos de golpes ou riscos durante a montagem.**
- **Proceda à montagem do móvel seguindo a ordem definida pela numeração.**
- **Para qualquer esclarecimento, contacte os nossos serviços através do telefone.**

- **Aquando da sua recepção, areje os seus móveis, portas e gavetas abertos, numa divisão bem ventilada. Renover regularmente o ar das suas divisões.**





**x3**

N°	MM		INCH		QTY
1	804	x 421	31 10/16	x 16 9/16	1
2	666	x 420	26 4/16	x 16 9/16	1
3	802	x 421	31 9/16	x 16 9/16	1
4	666	x 420	26 4/16	x 16 9/16	1
5	766	x 217	30 3/16	x 8 9/16	3

N°	MM		INCH		QTY
6	732	x 348	28 13/16	x 13 11/16	3
7	350	x 160	13 12/16	x 6 5/16	3
8	350	x 160	13 12/16	x 6 5/16	3
9	779	x 668	30 11/16	x 26 5/16	1
10	726	x 160	28 9/16	x 6 5/16	3

**FR - Notice de montage / EN - Assembly instructions / PT - Instruções de montagem /  
ES - Prospecto de montaje / DE - Montageanleitung / IT - Istruzioni di montaggio /  
NL - Montagehandleiding**

**FR – IMPORTANT! CONSERVER POUR CONSULTATION ULTERIEURE: LIRE ATTENTIVEMENT**

- A monter par un adulte. Un adulte doit vérifier le bon assemblage avant l'emploi
- ATTENTION! tenir les vis et petits éléments et sachets hors de portée des enfants
- Bien identifier les éléments avant de commencer le montage
- Ne pas utiliser votre article lorsque l'un de ses éléments est cassé ou manquant
- En cas de problème contactez notre service après-vente
- Toujours suivre les instructions du fabricant
- Ne pas monter sur le produit
- Ne pas s'asseoir sur le produit
- Entretien: nettoyer avec un chiffon doux et sec. En cas de taches plus grosses, frottez soigneusement avec une éponge légèrement humide et non abrasive
- ATTENTION! Ne convient pas aux enfants de moins de 3 ans. Petits éléments. Danger d'étouffement.

**EN – IMPORTANT! KEEP FOR FUTURE REFERENCE: READ CAREFULLY**

- To be assembled by an adult. Assembly must be checked by an adult before use
- WARNING! keep all screws, small parts and plastic bags out of the reach of children
- Properly identify all parts before assembling
- Never use your item if any of its parts are broken or missing
- Should any problems arise, please contact our After Sales Service
- Manufacturer's instructions shall be followed at all times
- Do not climb on the product
- Do not sit on the product
- Care: clean with a soft, dry cloth. In case of larger stains, carefully rub with a slightly damp, non-abrasive sponge
- WARNING! Not suitable for children under 3 years. Small parts. Choking hazard.

**PT – IMPORTANTE! GARDE PARA CONSULTA POSTERIOR: LER ESTAS INSTRUÇÕES CUIDADOSAMENTE**

- A ser montado por um adulto. Um adulto deve verificar a boa montagem antes da utilização
- ATENÇÃO! mantenha os parafusos, acessórios pequenos e saco de plástico fora do alcance das crianças
- Identifique bem os acessórios antes de começar a montagem
- Não utilizar o artigo se um dos elementos está em falta ou danificado
- Para qualquer esclarecimento, contacte os nossos serviços através do telefone
- As instruções do fabricante devem ser sempre cumpridas
- Não suba para cima do produto
- Não se sentar do produto
- Manutenção: limpe com um pano macio e seco. Em caso de manchas maiores, esfregue cuidadosamente com uma esponja ligeiramente húmida e não abrasiva
- ATENÇÃO! Não destinado a crianças menores de três anos. Peças pequenas. Risco de sufocamento.

**ES – IMPORTANTE! CONSERVAR PARA FUTURAS CONSULTAS: LEER DETENIDAMENTE**

- A montar por un adulto. Un adulto debe comprobar el buen montaje antes de la utilización

- ¡ADVERTENCIA! mantener los tornillos, los pequeños elementos y bolsitas fuera del alcance de los niños
- Identificar debidamente los elementos antes de empezar el montaje
- No utilizar este artículo si uno de los elementos falta o está roto
- Si tiene problemas, contactar nuestro servicio postventa
- Deben seguirse siempre las instrucciones del fabricante
- No subir sobre el producto
- No sentarse en el producto
- Cuidados: limpiar con un paño suave y seco. En caso de manchas grandes, frotar con cuidado utilizando una esponja húmeda no abrasiva
- ¡ADVERTENCIA! No conveniente para niños menores de 3 años. Piezas pequeñas. Riesgo de asfixia.

#### **DE – WICHTIG! FÜR SPÄTERE BEZUGNAHME AUFBEWAHREN: SORGFÄLTIG LESEN**

- Von einem Erwachsenen zu montieren. Die korrekte Montage muss vor Gebrauch von einem Erwachsenen geprüft werden
- ACHTUNG! die Schrauben und kleinen Teile ausserhalb der Reichweite von Kindern lagern
- Vor Montagebeginn alle Teile identifizieren
- Ihren Artikel nicht benutzen, wenn eines seiner Bestandteile beschädigt ist oder fehlt
- Im Problemfall Ihren Kundendienst anrufen
- Stets die Herstelleranweisungen beachten
- Nicht auf das Produkt steigen
- Nicht auf den Produkt setzen
- Wartung: Mit einem weichen, trockenen Tuch reinigen. Bei größeren Flecken vorsichtig mit einem leicht feuchten, nicht scheuernden Schwamm abreiben
- ACHTUNG! Nicht für Kinder unter 3 Jahren. Kleine Teile. Erstickungsgefahr.

#### **IT - IMPORTANTE! CONSERVARE QUESTE INFORMAZIONI PER ULTERIORI CONSULTAZIONI: LEGGI ATTENTAMENTE**

- Il montaggio deve essere eseguito da un adulto. Un adulto dovrà verificare il corretto montaggio prima dell'uso
- ATTENZIONE! tenere le viti ed i componenti di piccole dimensioni lontano dalla portata dei bambini
- Controllare i pezzi prima del montaggio
- L'articolo non deve essere utilizzato in caso di elementi mancanti o danneggiati
- In caso di necessità contattare il nostro servizio post-vendita
- Seguire sempre le istruzioni del costruttore
- Non salire sul prodotto
- Non sedersi sul prodotto
- Manutenzione: pulire con un panno morbido e asciutto. Per le macchine più grandi, strofinare accuratamente con una spugna leggermente umida e non abrasiva
- ATTENZIONE! Non adatto a bambini di età inferiore a 3 anni. Piccoli pezzi. Rischio di soffocamento.

#### **NL - BELANGRIJK! BEWAAR VOOR LATERE RAADPLEGING: LEES AANDACHTIG**

- Moet door een volwassene worden gemonteerd. Voor gebruik moet een volwassene controleren dat het product goed in elkaar is gezet
- WAARSCHUWING! schroeven en kleine elementen en zakjes buiten bereik van kinderen houden
- De elementen goed identificeren alvorens met de montage te beginnen
- Uw artikel niet gebruiken wanneer een van de onderdelen kapot is of ontbreekt
- Neem bij problemen contact op met onze klantenservice

- Volg altijd de instructies van de fabrikant
- Niet op het product klimmen
- Zit niet op product het
- Onderhoud: maak schoon met een zachte en droge doek. In geval van grotere vlekken, veeg voorzichtig schoon met een licht bevochtigde en niet-schurende spons
- **WAARSCHUWING!** Is niet geschikt voor kinderen van jonger dan 3 jaar. Kleine onderdelen. Verstikkingsgevaar.



[www.vertbaudet.com](http://www.vertbaudet.com)

FR

**AVERTISSEMENT : MEUBLE A FIXER IMPERATIVEMENT AU MUR AFIN D'EVITER SON BASCULEMENT**

- Pour installer correctement ce produit et éliminer les risques pour votre sécurité, merci de suivre exactement ce manuel d'instruction.
- Fixer le meuble au mur avec les attaches prévues à cet effet
- Les vis et les chevilles ne sont pas fournies. Utiliser des vis et des chevilles adaptées au support.

EN

**WARNING: FURNITURE TO BE ATTACHED TO THE WALL TO PREVENT OVERTURNING**

- Installation shall be carried out exactly according to those instructions-otherwise a safety risk can occur if incorrectly installed;
- Attach the furniture to the wall with the fastening provided for this purpose
- Screw and Pegs are not supplied. Use Screws and pegs adapted to the support.

DE

**WARNUNG: DAS MÖBEL MUSS AN DER WAND BEFESTIGT WERDEN, UM ZU VERHINDEN DASS ES KIPPT**

- Um das Produkt korrekt zu installieren und um Risiken für Ihre Sicherheit zu verhindern, die Gebrauchsanleitung genauestens befolgen.
- Das Möbel mit den vorgesehenen Befestigungen an einer Wand befestigen.
- Schrauben und Dübel sind nicht im Lieferumfang enthalten. Passende Schrauben und Dübel verwenden.

ES

**ADVERTENCIA: ESTE MUEBLE DEBE ESTAR SIEMPRE FIJO EN LA PARED PARA EVITAR QUE VUELQUE**

- Para instalar correctamente este producto y eliminar los riesgos para la seguridad, seguir exactamente las instrucciones del manual.
- Fijar el mueble a la pared con las sujeciones previstas a este efecto.
- Los tornillos y los tacos no están incluidos. Utilizar tornillos y tacos adaptados al soporte.

NL

**WAARSCHUWING: MEUBEL MOET VERPLICHT AAN DE MUUR BEVESTIGD WORDEN ZODAT HET NIET KAN OMVALLEN**

- Om dit product correct te installeren en alle risico's voor uw veiligheid te elimineren, gelieve de instructies in deze handleiding nauwgezet op te volgen.
- Zet het meubel vast aan de muur met de hiertoe voorziene bevestigingen.
- De schroeven en pluggen zijn niet meegeleverd. Gebruik schroeven en pluggen die geschikt zijn voor het materiaal van de muur.

IT

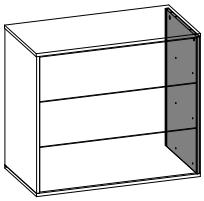
**AVVERTENZA: MOBILE DA FISSARE IMPERATIVAMENTE AL MURO PER EVITARE CHE SI RIBALTI**

- Per installare correttamente questo prodotto ed eliminare i rischi per la vostra sicurezza, si prega di seguire esattamente il manuale d'istruzioni.
- Fissare il mobile al muro con gli appositi ganci.
- Le viti e i tasselli non sono forniti. Utilizzare viti e tasselli adatti al supporto.

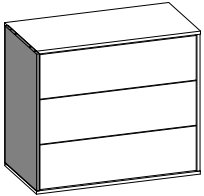
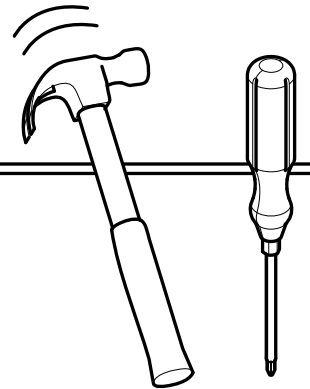
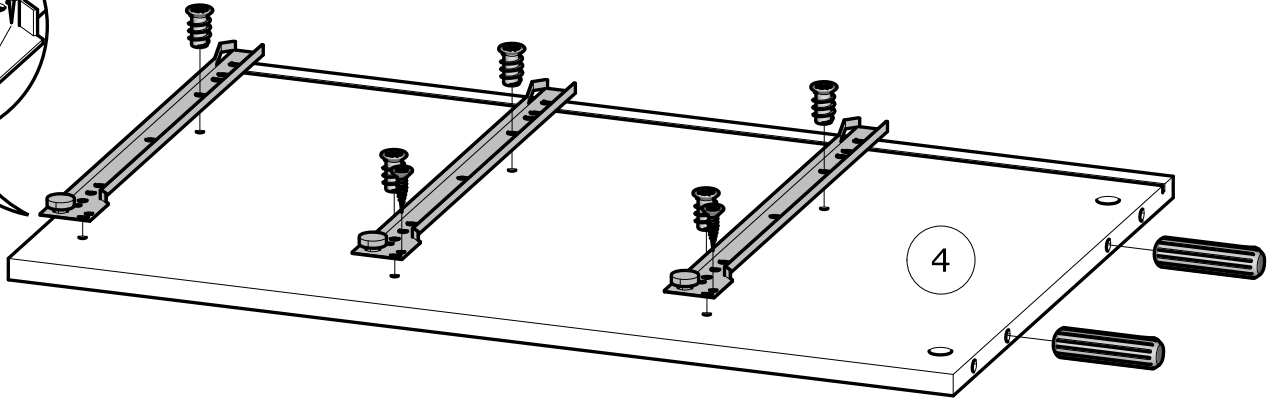
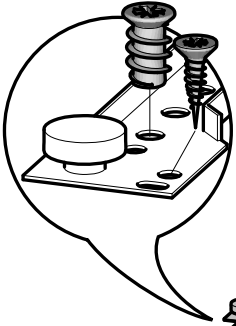
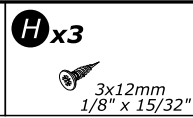
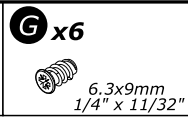
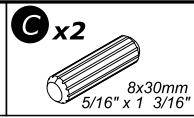
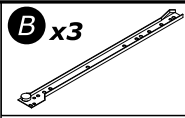
PT

**ADVERTÊNCIA: MÓVEL A FIXAR OBRIGATORIAMENTE À PAREDE PARA EVITAR A SUA QUEDA**

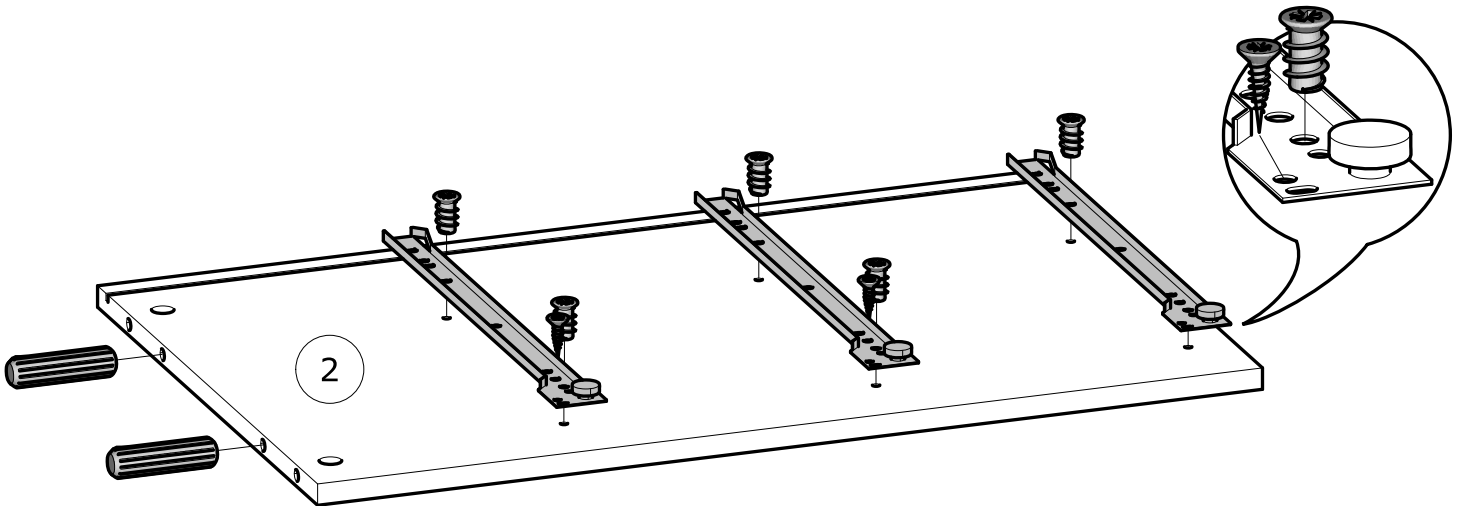
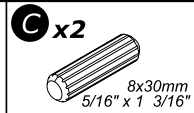
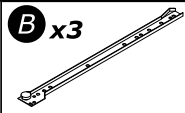
- Para instalar corretamente este produto e eliminar os riscos para a sua segurança, é favor seguir exatamente este manual de instruções.
- Fixe o móvel à parede com as fixações previstas para o efeito
- Os parafusos e as cavilhas não são fornecidos. Utilize parafusos e cavilhas adaptados ao suporte.

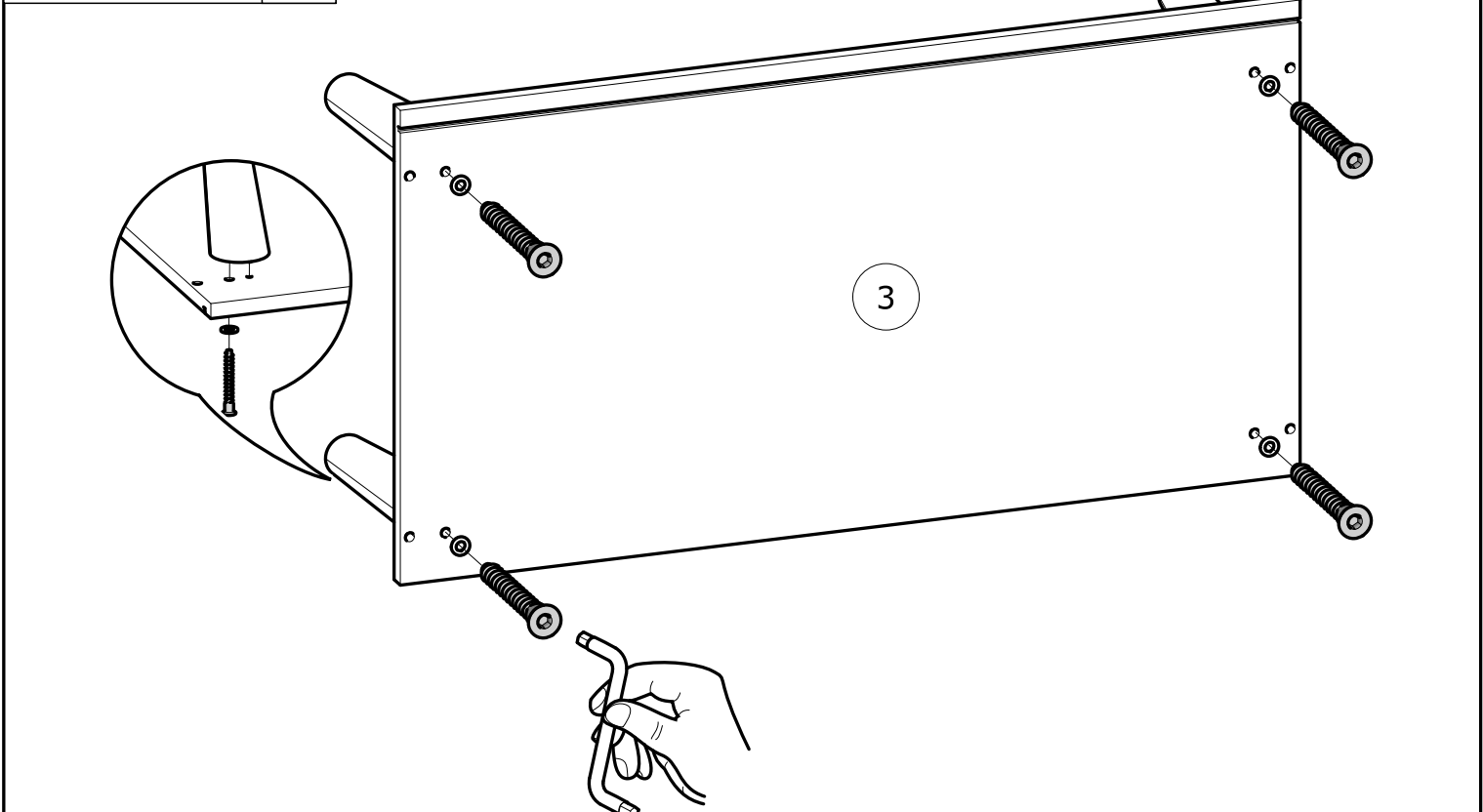
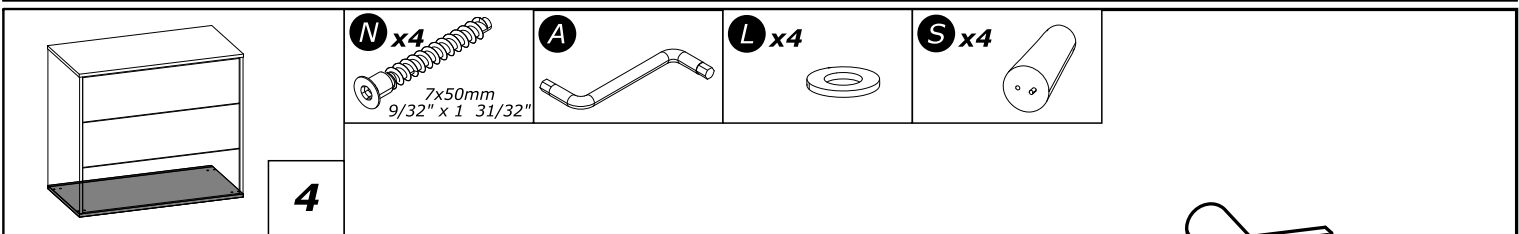
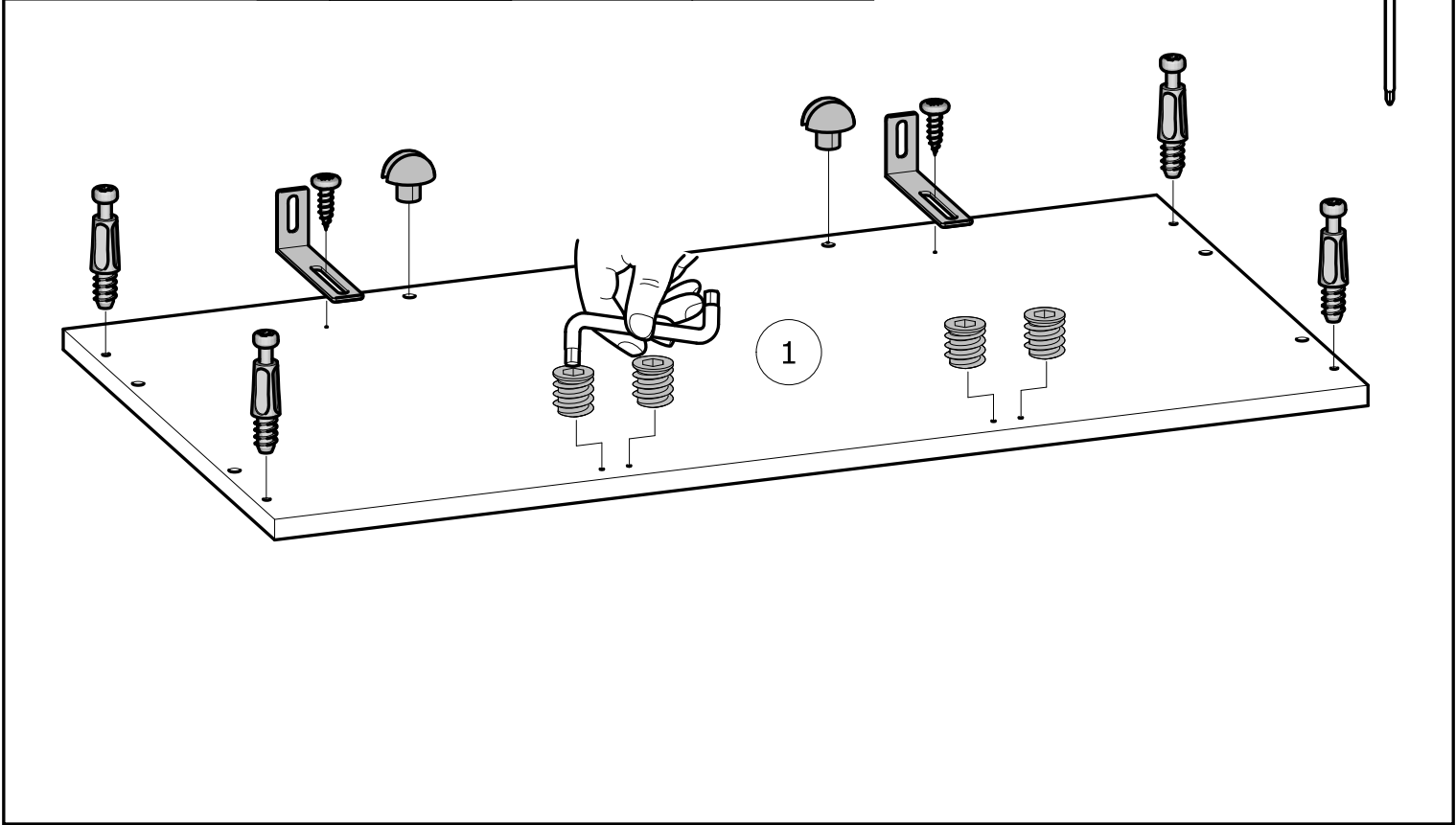
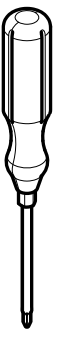
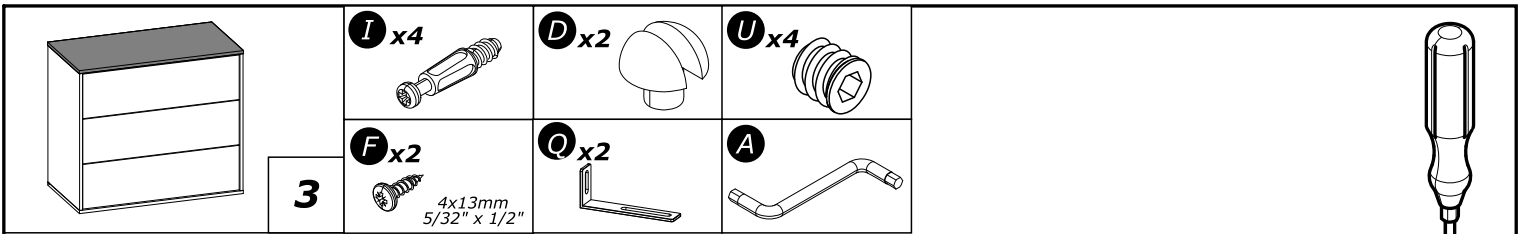


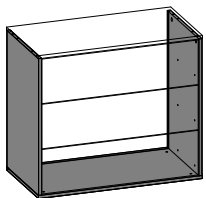
1



2

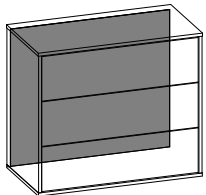
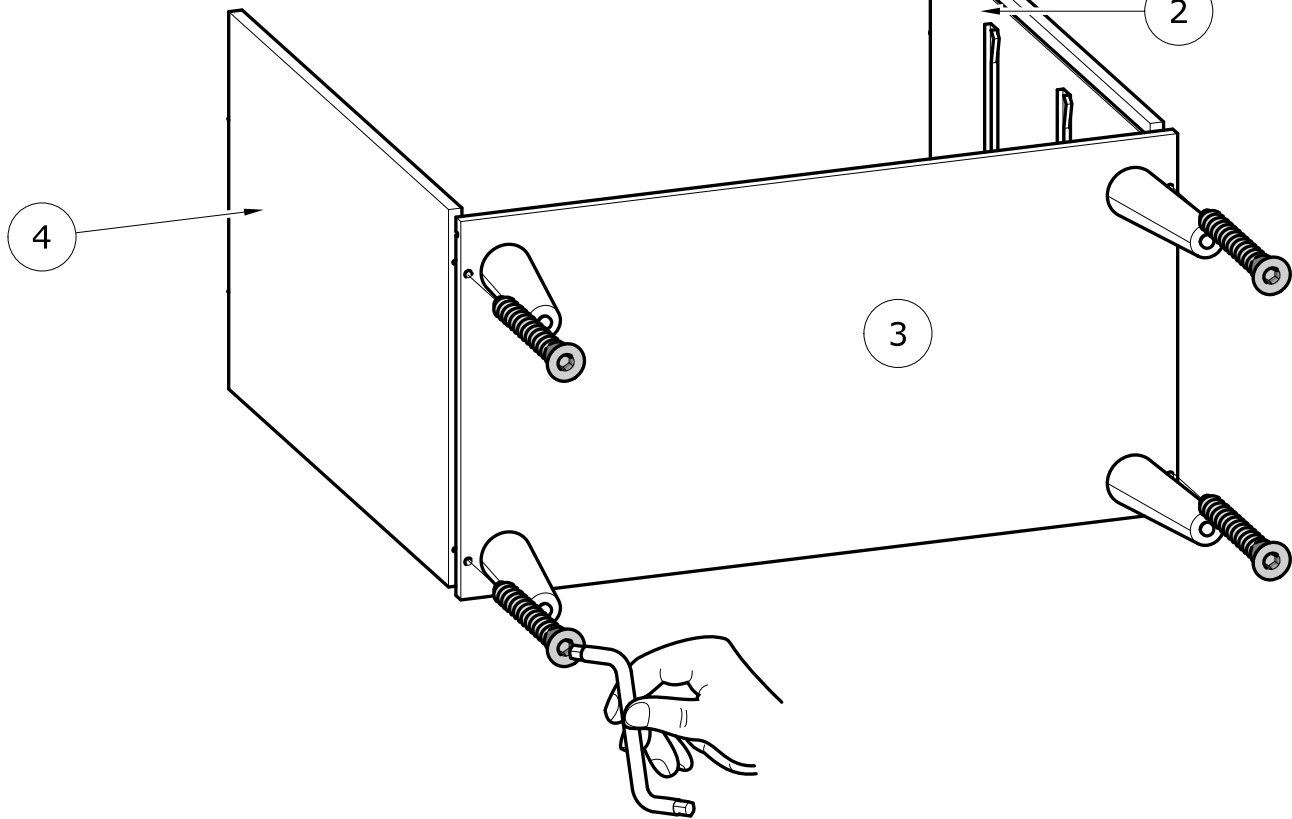
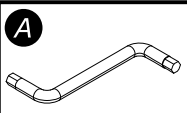




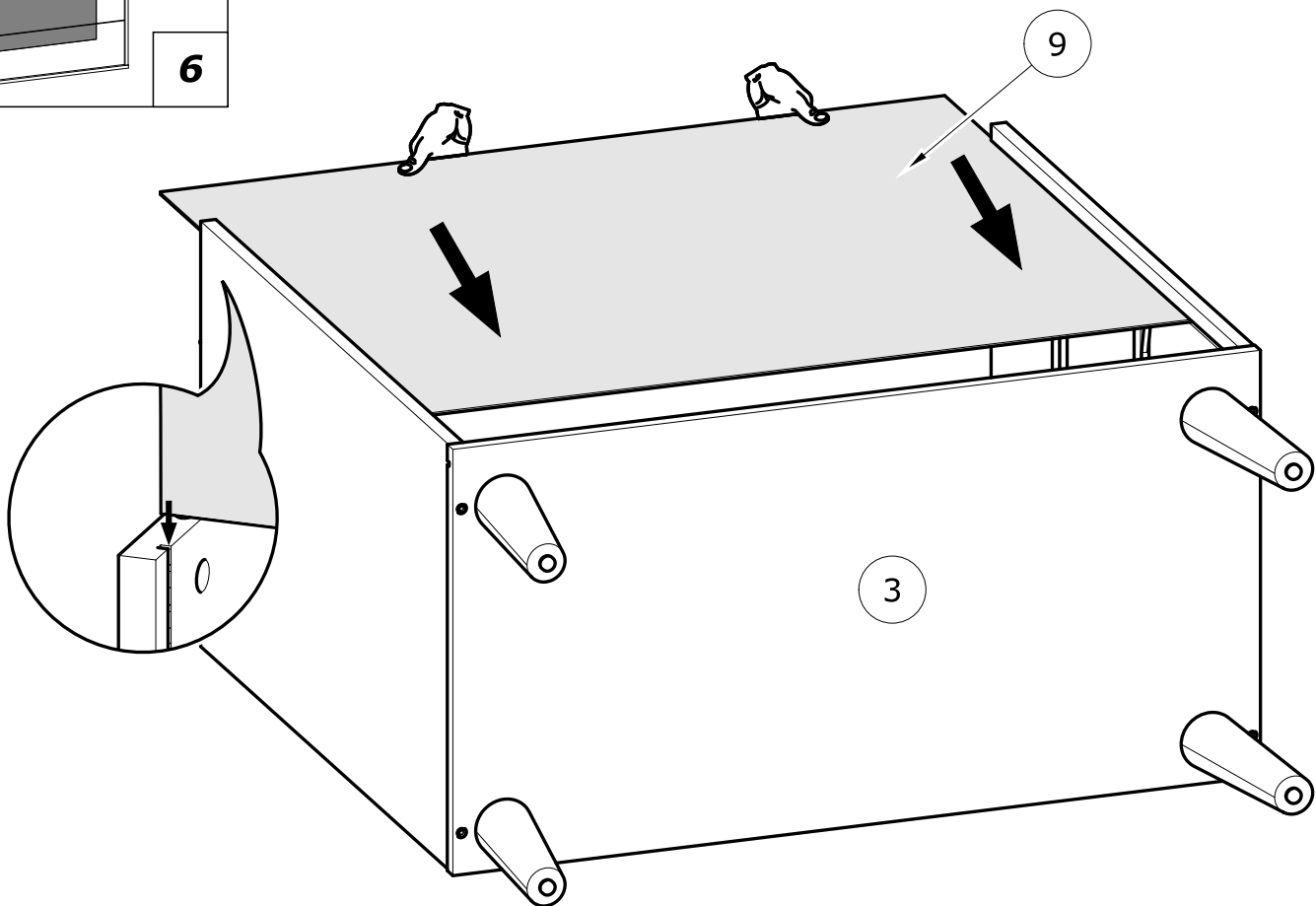


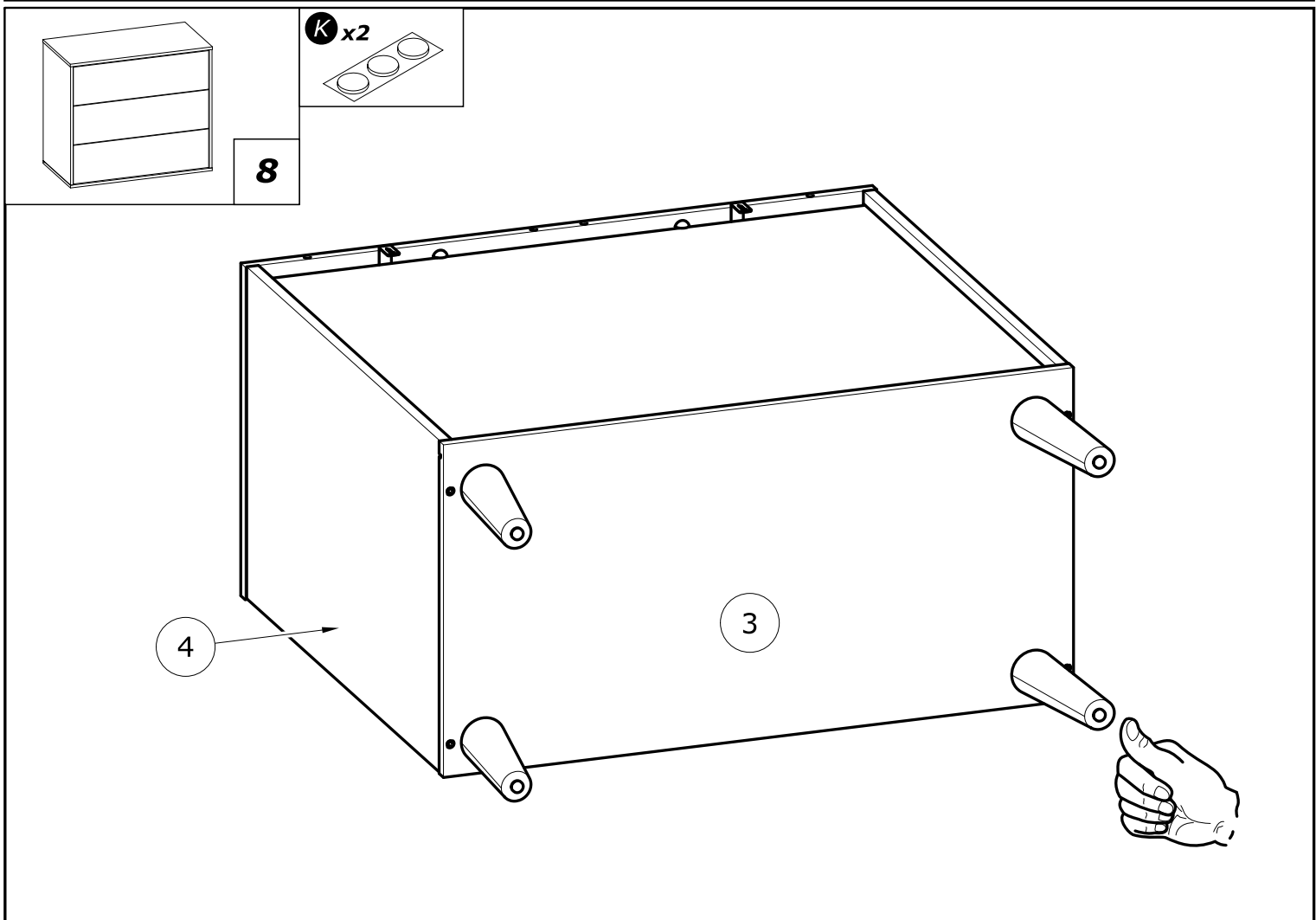
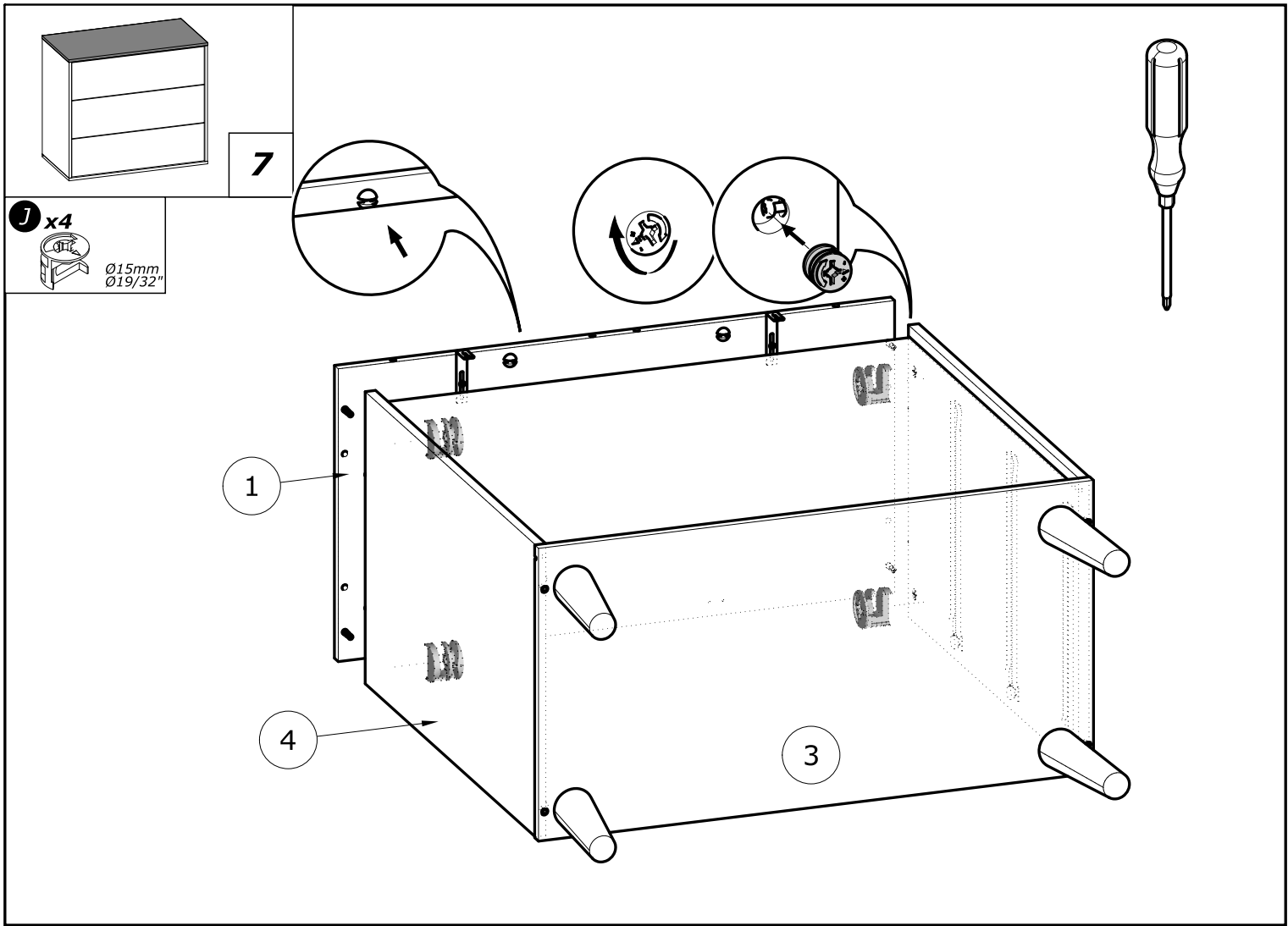
5

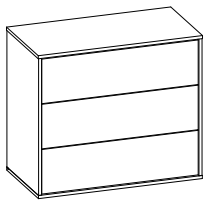
**N** x4  
7x50mm  
9/32" x 1 31/32"



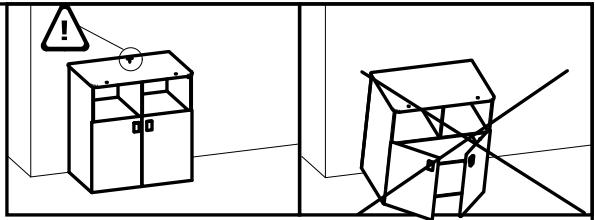
6



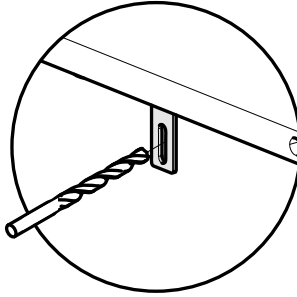





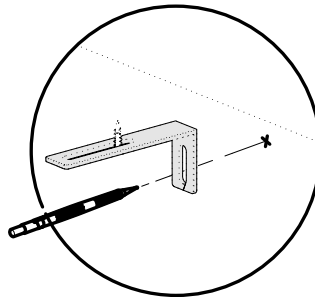
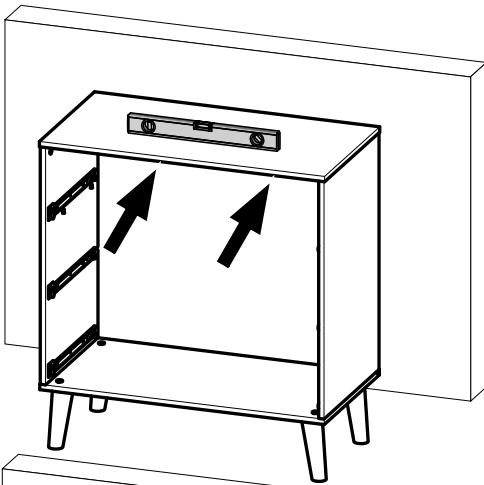
9



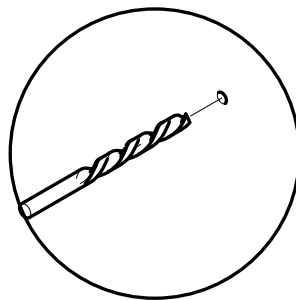
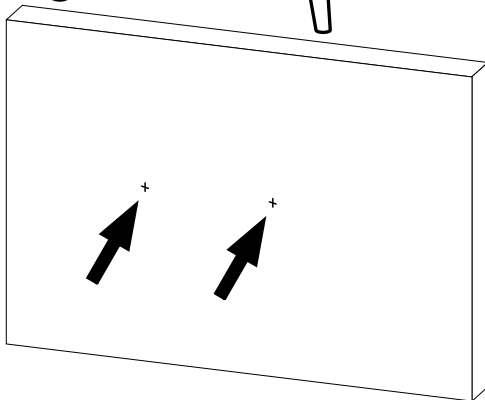
1°



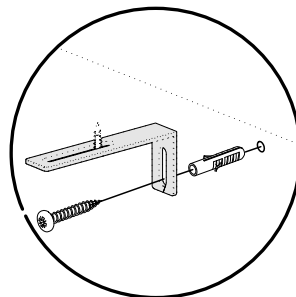
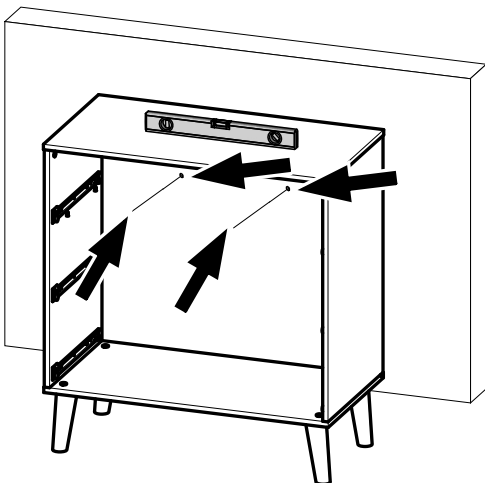
2°

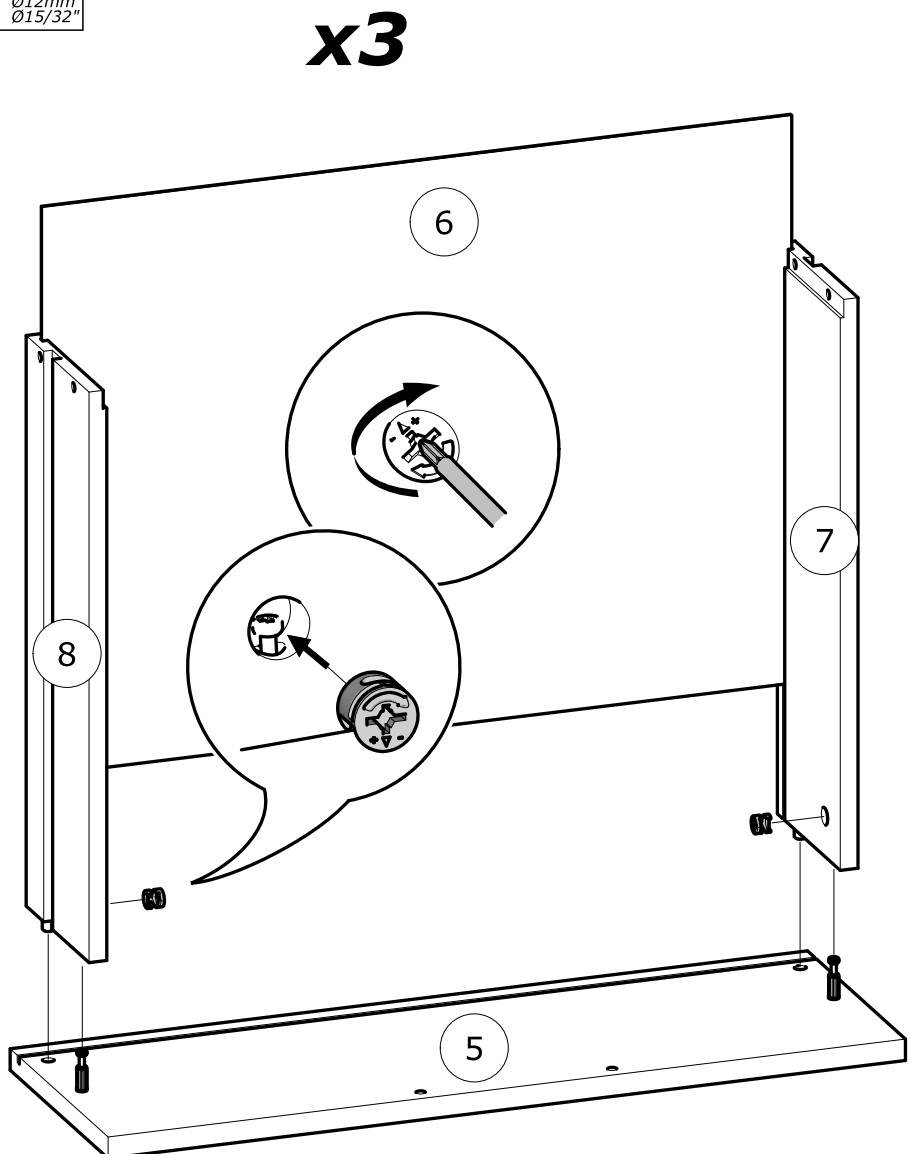
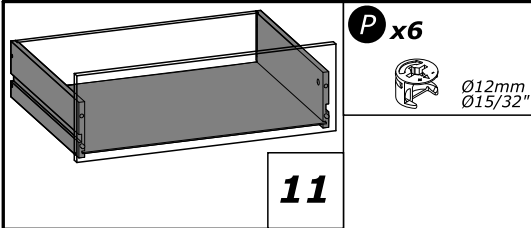
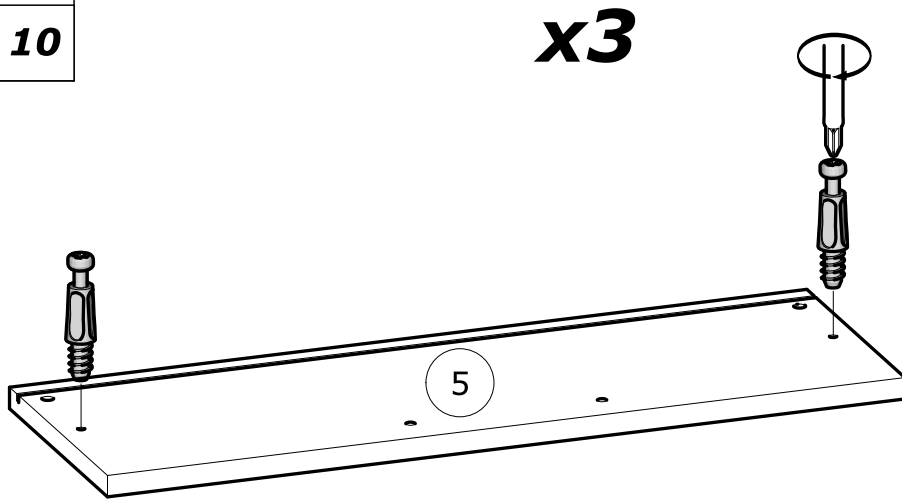
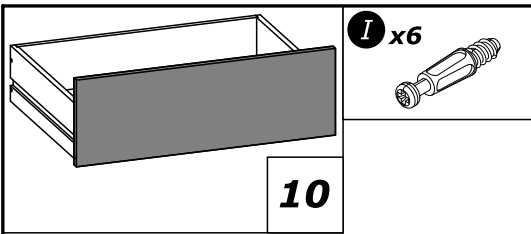


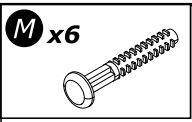
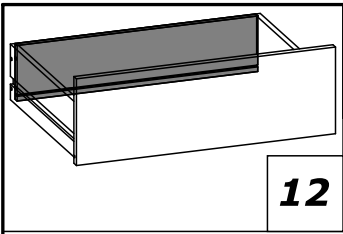
3°



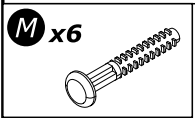
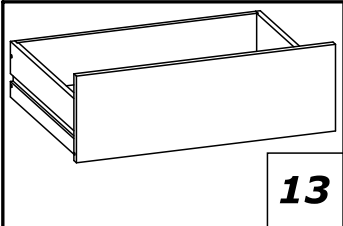
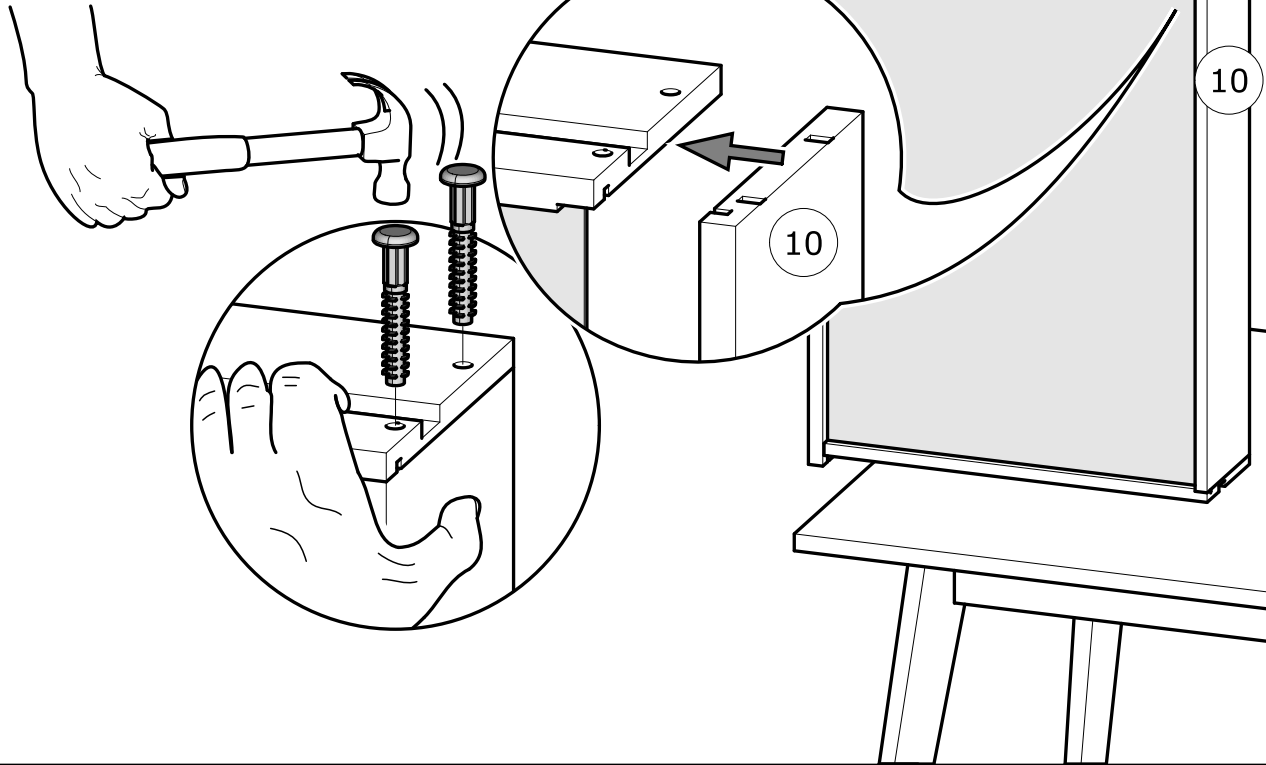
4°



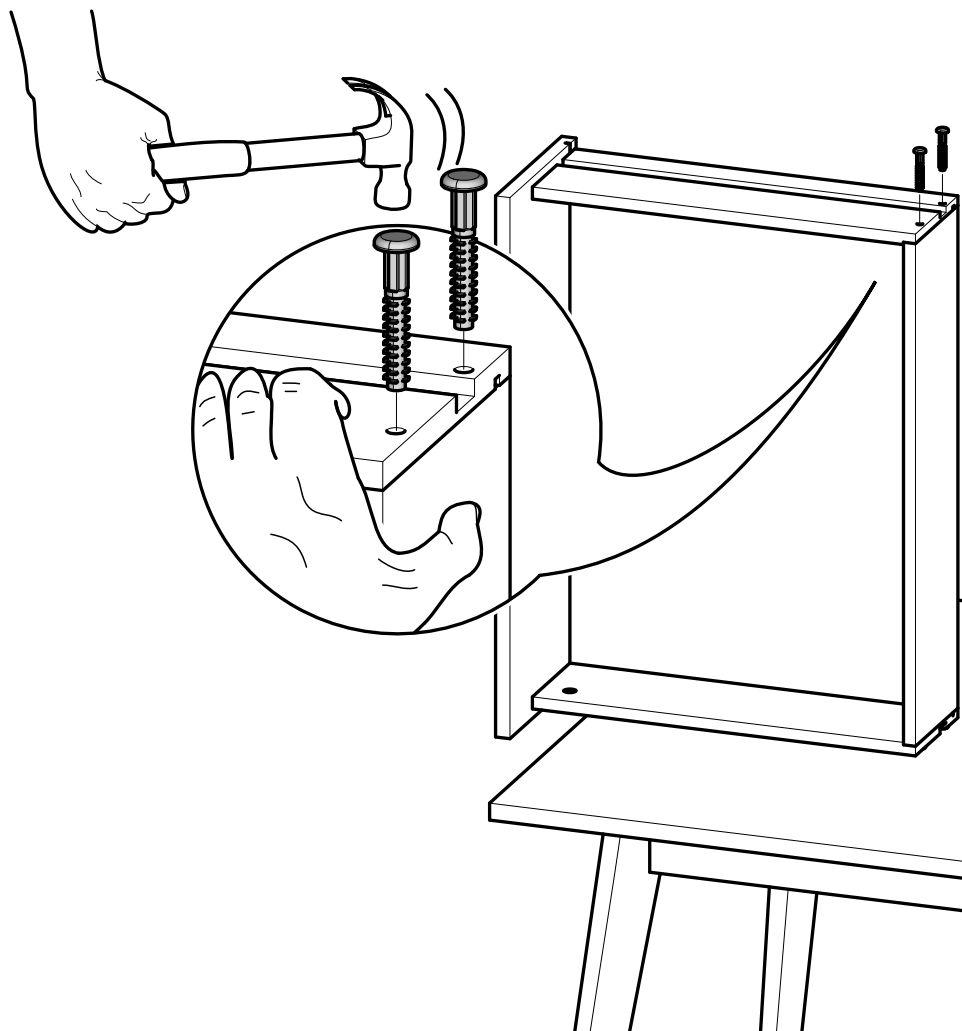
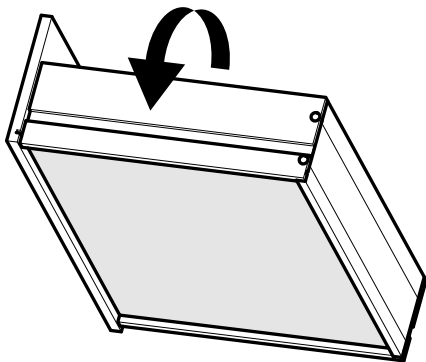


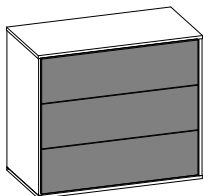


x3



x3



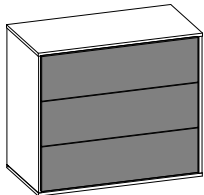
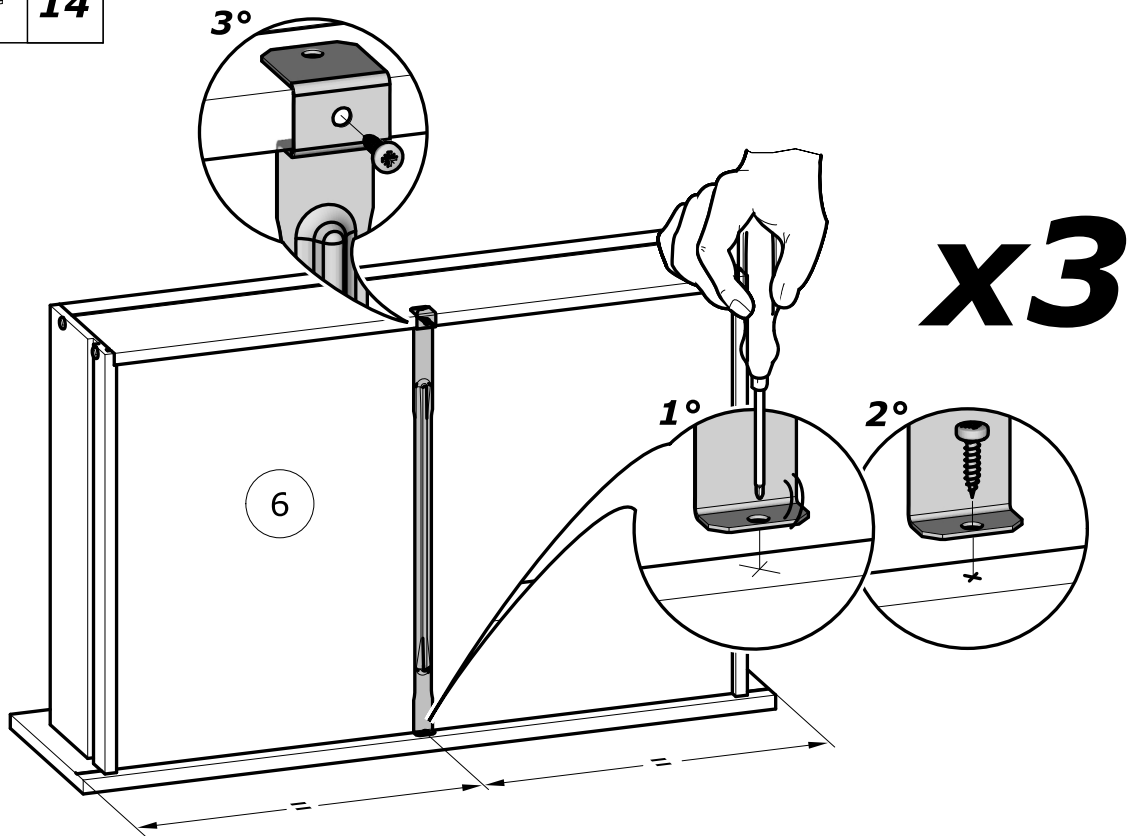


14

**E** x6

3x12mm  
1/8" x 15/32"

**T** x3



15


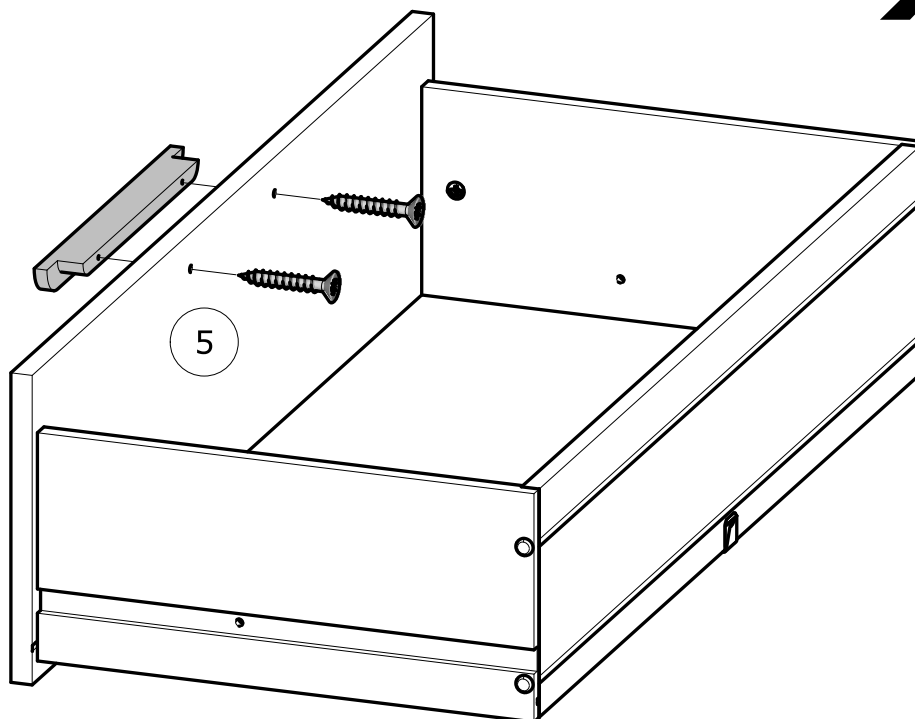
**R** x3

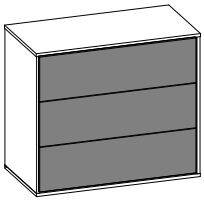


**O** x6

4x30mm  
5/32" x 1 3/16"

**x3**





16

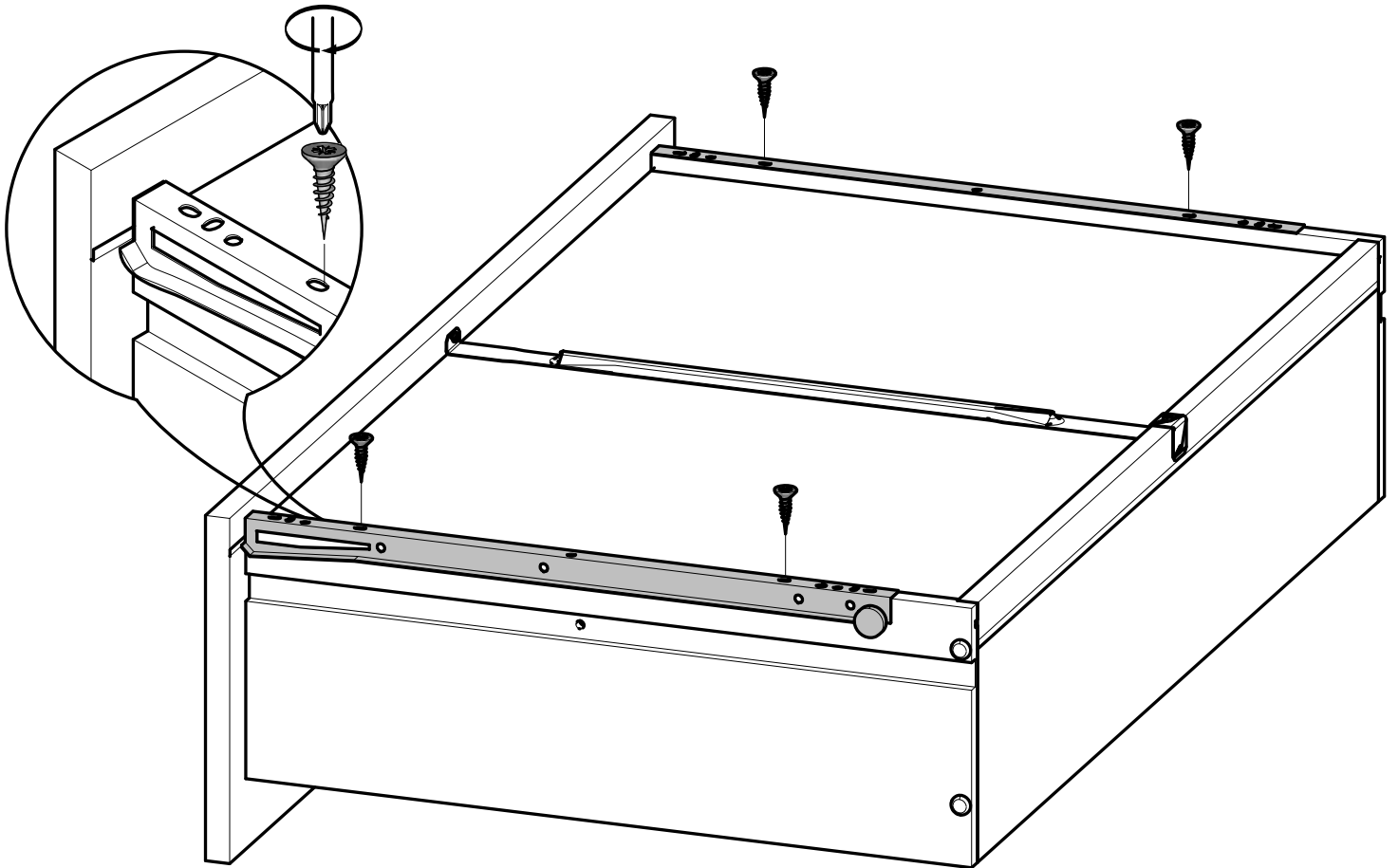
**H** x12

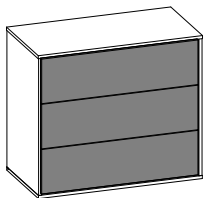
3x12mm  
1/8" x 15/32"

**B** x3




**x3**





17



**x3**



## **OPTION**

